

METHODOLOGY

# America's Best Nursing Homes 2025



# Methodology – America's Best Nursing Homes 2025

## Summary of the project

- The sixth edition of **America's Best Nursing Homes 2025** ranking awards the nation's leading nursing homes.
- Single branches of nursing homes that meet the pre-defined selection criteria were included:
  - The nursing home had to achieve a threshold score for performance data
  - Nursing homes that are included in the Specialty Focus Facility (SFF) program were not considered.
- Nursing homes in the 25 states with the highest number of facilities, according to the Centers for Medicare & Medicaid Services (CMS), were included in the study<sup>(1)</sup>.
- The evaluation is based **on four data sources**:
  - **Quality Metrics:** Centers for Medicare and Medicaid Services (CMS) data were used to determine the **performance** of nursing homes. This year, the weighting of the performance data pillar was increased within the scoring model to reflect the emphasis on the medical key performance indicators.
  - **National online survey:** From June to July 2024, thousands of medical professionals (registered nurses, nursing home managers and administrators, licensed practical nurses / licensed vocational nurses, nursing assistants, therapists and physicians) were invited to an online survey in cooperation with Newsweek.
  - **Accreditation** data on nursing homes provided by **The Joint Commission (TJC)** and **Commission on Accreditation of Rehabilitation Facilities (CARF)**.
  - **Google reviews** as a proxy for resident satisfaction.
- For the first, time single branches of nursing homes with 50-99 certified beds that meet the pre-defined selection criteria were included in the 20 states with the highest number of facilities.

(1) Additional information about the number of nursing homes and the Centers for Medicare & Medicaid Services is available at: <https://www.cms.gov/>

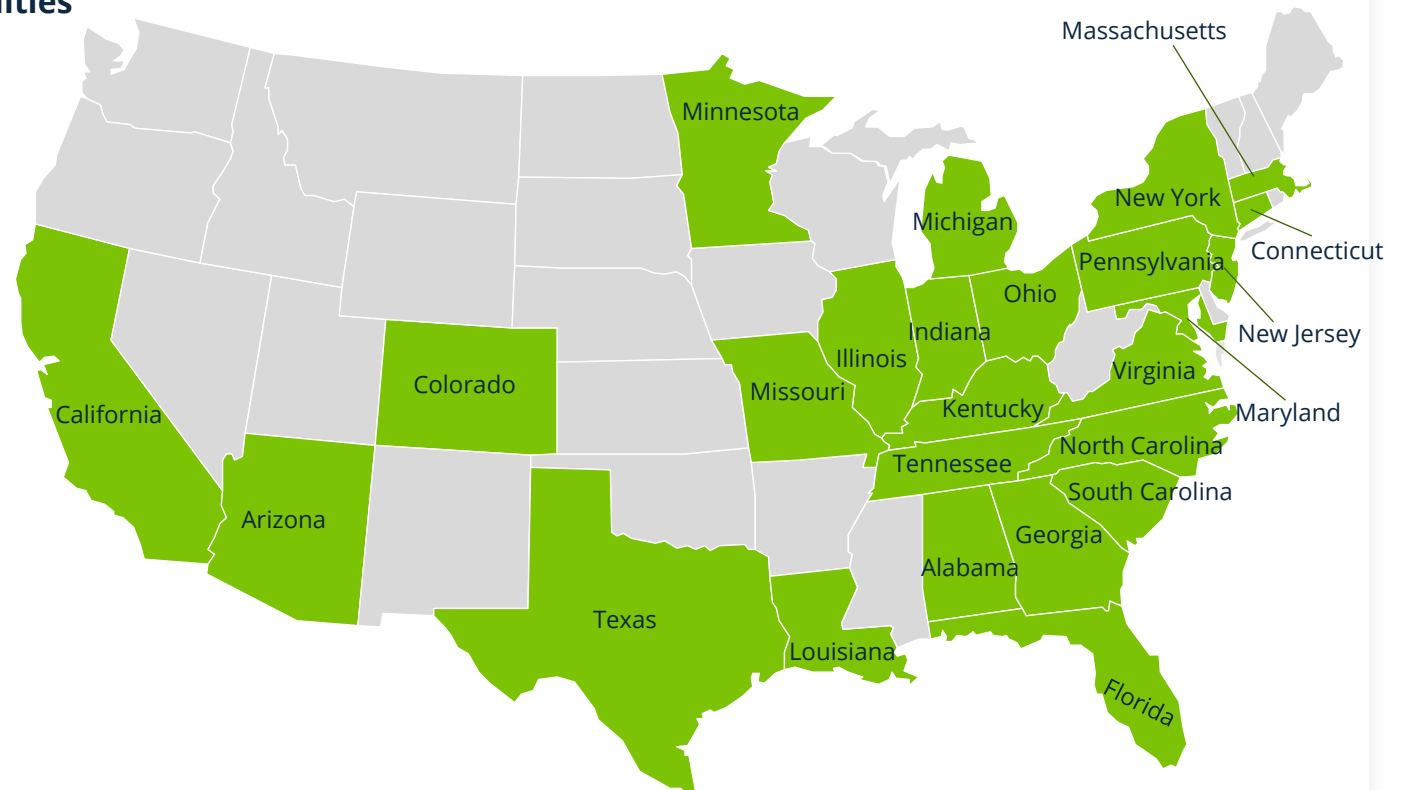
(1) An adjustment in the selection of the 25 states will be made if the order of states with the highest number of facilities has changed in three consecutive years. The number of facilities is based on nursing homes with 150 or more beds.

# Nursing homes from 25 US states were eligible for the ranking

Geographical distribution

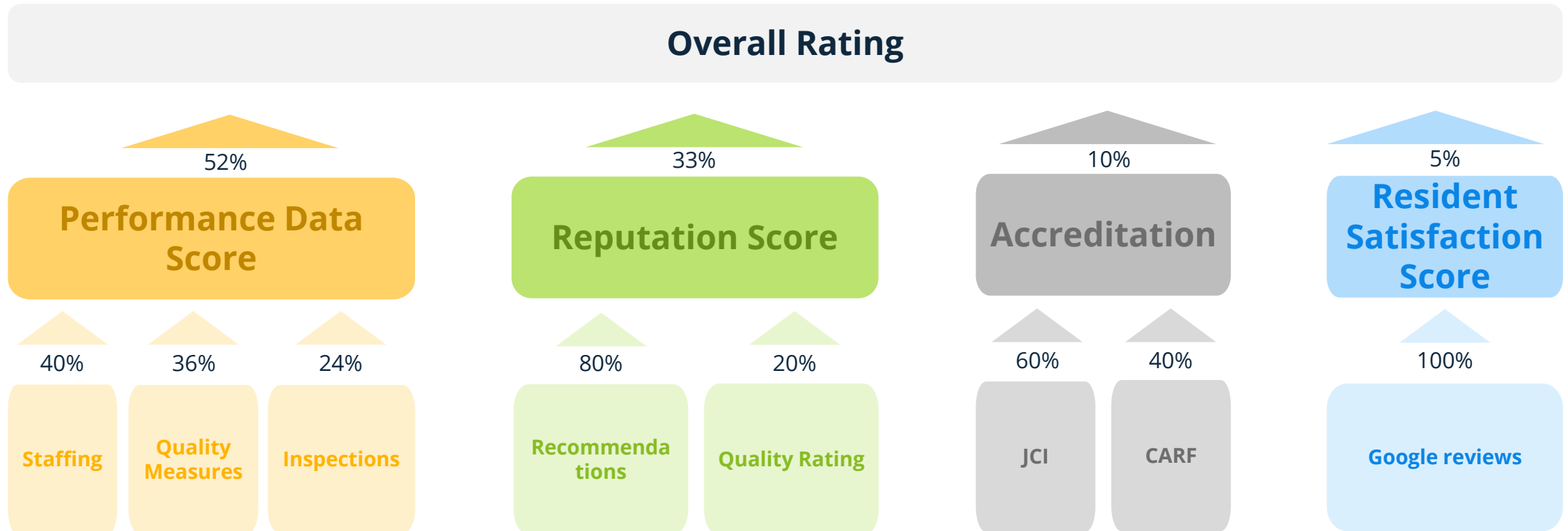
- The following **25 states with the highest number of facilities** were included in the survey:

- Alabama
- Arizona
- California
- Colorado
- Connecticut
- Florida
- Georgia
- Illinois
- Indiana
- Kentucky
- Louisiana
- Maryland
- Massachusetts
- Michigan
- Minnesota
- Missouri
- New Jersey
- New York
- North Carolina
- Ohio
- Pennsylvania
- South Carolina
- Tennessee
- Texas
- Virginia



# A score was calculated for each nursing home

A score was calculated for each nursing home based on the scoring model



# Three performance data dimensions were evaluated to identify leading nursing homes: Staffing, Quality Measures, and Health Inspections

Performance data score

1



## Performance Data

CMS data was considered for the following three domains:

- **Staffing**
  - Registered nurse (RN) hours per resident per day
  - Total staffing hours per resident per day
  - Turnover rates for registered nurse and total staff
  - Number of administrators who have left the nursing home (new)
  - Weekend total staffing hours per resident per day (new)
- **Quality Measures**
  - Long and short stay measures (e.g. number of hospitalizations, discharge to community rate, etc.)
- **Health Inspections**

1



## Eligibility Criteria

- Only nursing homes with a CMS star rating of **at least 2 stars** were considered
- Awarded nursing home with at least **150 beds** must have an **average of 5.5** out of a maximum of 10 points across all three measures
- Awarded nursing homes with **100 – 149 beds** must have an **average of 6** out of a maximum of 10 points across all three measures
- Awarded nursing homes with **50 – 99 beds** must have an **average of 6** out of a maximum of 10 points across all three measures

PERFORMANCE DATA CONSTITUTES 52% OF THE OVERALL SCORE

# Medical professionals with knowledge about nursing homes were surveyed about their top recommended facilities


Reputation score

2



## Recommendations for Nursing Homes from medical professionals


- From June to July 2024, thousands of medical professionals (registered nurses, nursing home managers and administrators, licensed practical nurses / licensed vocational nurses, nursing assistants, therapists and physicians) were invited to an online survey. The survey was also promoted on newsweek.com. Additionally, participants were invited via e-mail.



**Online survey by state** among medical professionals and managers/administrators working in nursing homes.



Participants were asked to recommend the leading nursing homes **from their respective state and in one of the other 25 US states included in the survey** by considering the quality of care offered, staff training level and the number of on-duty personnel. Recommendations for own employer were not allowed.



The number of state and national recommendations were weighted equally. **A score was assigned to each nursing home based on the number of recommendations.** Additionally, the professional experience of the participant was taken into account.

**RECOMMENDATIONS CONSTITUTE 80% OF THE REPUTATION SCORE**

# A quality rating was included based on assessments from survey participants

Quality assessment as part of the reputation score

## 2 Quality rating dimensions

- For each recommended nursing home in their own state, participants were asked to assess the quality of:
  - **Quality of care** (e.g., treatments/therapies, consultation with doctor/therapist)
  - **Accommodation & Service** (e.g., size of room, quality of furnishing, leisure, activities)
  - **Overall nurse staffing** (e.g., qualifications, experience, number of courses)
- The quality scale ranged from 1 ("Poor") to 10 ("Excellent").
- A **quality score** was assigned to each facility based on the weighted average of these ratings.

## 2 Quality dimension weighting



QUALITY RATING CONSTITUTES 20% OF THE OVERALL SCORE

# Accreditations and resident satisfaction were used as additional elements of the scoring model

Accreditation score & resident satisfaction score

## 3 TJC Accreditation

- An accreditation reflects a range of structural and/or quality requirement which are relevant to the nursing homes ranking.
- **The Joint Commission<sup>(1)</sup>** nursing care center accreditation accounts for **60%** of the accreditation score.

## 3 CARF Accreditation

- **CARF International<sup>(2)</sup>** (Commission on Accreditation of Rehabilitation Facilities) is an independent, nonprofit accreditor of health and human services.
- The following specialty programs were included in the scoring model: **Aging Services and Medical Rehabilitation.**
- Each specialty program accounts for **20%** to the accreditation score.

## 4 Resident Satisfaction

- As a minor additional pillar of the scoring, **evaluations from residents and relatives from Google** were included for each nursing home.
- Based on the available data, Nursing homes received a resident satisfaction rating between **0 and 5 stars.**
- To receive a resident satisfaction score, the nursing homes must have a minimum threshold of **at least 10** reviews.

**ACCREDITATIONS ARE 10% OF THE OVERALL SCORE AND RESIDENT SATISFACTION 5%**



# Result tables of the best nursing homes

Leading nursing homes

## California

Rank	Nursing home	City
1	Compass Health - Mission View Health Center	San Luis Obispo
2	Edgemoor DP SNF	Santee
3	Marquis Shasta	Redding
4	Mission de la Casa Nursing & Rehabilitation Center	San Jose
5	Crestwood Manor Modesto	Modesto

[...]

## Texas

Rank	Nursing Home	City
1	Texhoma Christian Care Center	Wichita Falls
2	St Dominic Village	Houston
3	Beacon Harbor Healthcare & Rehabilitation	Rockwall
4	Windsor Gardens	Lancaster
5	Arlington Heights Health and Rehabilitation Center	Fort Worth

[...]

LEADING NURSING HOMES WERE AWARDED BY STATE

# America's Best Nursing Homes partner network

Overview of involved parties

The Newsweek logo, featuring the word "Newsweek" in white, bold, sans-serif font on a red rectangular background.

## About Newsweek

Newsweek is a premier news magazine and website that has been bringing high-quality journalism to readers around the globe for over 80 years.

Newsweek provides the latest news, in-depth analysis and ideas about international issues, technology, business, culture and politics. In addition to its online and mobile presence, Newsweek publishes weekly English print editions in the United States, Europe/Middle East/Africa and Asia as well as editions in Japanese, Korean, Polish, Serbian and Spanish.

[newsweek.com](https://www.newsweek.com)



## About Statista R

Statista R is a world leader in the creation of company, brand, and product rankings and top lists, based on comprehensive market research and data analysis: Statista R recognizes the best. With a team of over 100 expert analysts and in cooperation with more than 40 high profile media brands across all continents, Statista R creates transparency for consumers and business decision makers and helps companies build trust and recognition across a plethora of industries and product categories. Visit [r.statista.com](https://r.statista.com) for further information about Statista R and our rankings.

Statista R is a division of Statista. The leading data and business intelligence portal provides an extensive collection of statistics, reports, and insights on over 80,000 topics from 22,500 sources in 170 industries. Find out more at [statista.com](https://statista.com).

# Disclaimer

The rankings are comprised exclusively of nursing homes that are eligible regarding the scope described in this document. A mention in the ranking is a positive recognition based on peer recommendations. The ranking is the result of an elaborate process which, due to the interval of data collection and analysis, is a reflection of the last 12 months only. Furthermore, any events preceding and following the period August 21st, 2023 – August 21st, 2024, and/or pertaining to individual persons affiliated/associated to the facilities were not considered in the metrics. As such, the results of this ranking should not be used as the sole source of information for future deliberations.

The information provided in this ranking should be considered in conjunction with other available information nursing homes or, if possible, accompanied by a visit to the facility. The quality of nursing homes that are not included in the rankings is not disputed.